

Visualize Your Spaces Digitally
with Procreate!



Interior design Brochure

Interior & Architecture

In  Procreate®



Contents

About ^{the} **Course**

What ^{you'll} **Learn**

Why ^{Choose} **Design Arc Academy**

Meet ^{the} **Mentor**

Featured ^{Student} **Testimonial**

About ^{the} Course

Discover the power of digital design with our exclusive 2-month certified online LIVE course. Learn to create interior layouts, architectural sketches and concept presentations using Procreate. Master tools, techniques, and workflows to bring your design ideas to life with clarity and precision.

Course Duration

2 Months

Course Fees

10,000

100% Assistance

Freelance

Projects


Course End

Certification

What *you'll* Learn

Procreate Interface, Workspace & Canvas Setup

Understanding the Procreate interface, workspace, and canvas setup is a key foundation of the course, helping you work efficiently from the very beginning. You'll learn how to organize your tools, set up canvases with the right dimensions and resolution, and build a structured workflow that supports clear, professional interior and architectural visualizations.




Brushes, Layers, Blend Modes & Gestures

The course introduces essential Procreate tools such as brushes, layers, blend modes, and gestures to build an efficient and flexible workflow. You'll learn how to use brushes for sketching and rendering, organize elements through layers, enhance visuals using blend modes, and speed up your process with intuitive gestures for a smoother design experience.




1-Point & 2-Point Perspective Basics

Learn the fundamentals of 1-point and 2-point perspective as essential tools for creating accurate spatial drawings. This module guides you through constructing interiors using vanishing points, helping you build depth, proportion, and realistic architectural compositions for clear and professional visualizations.



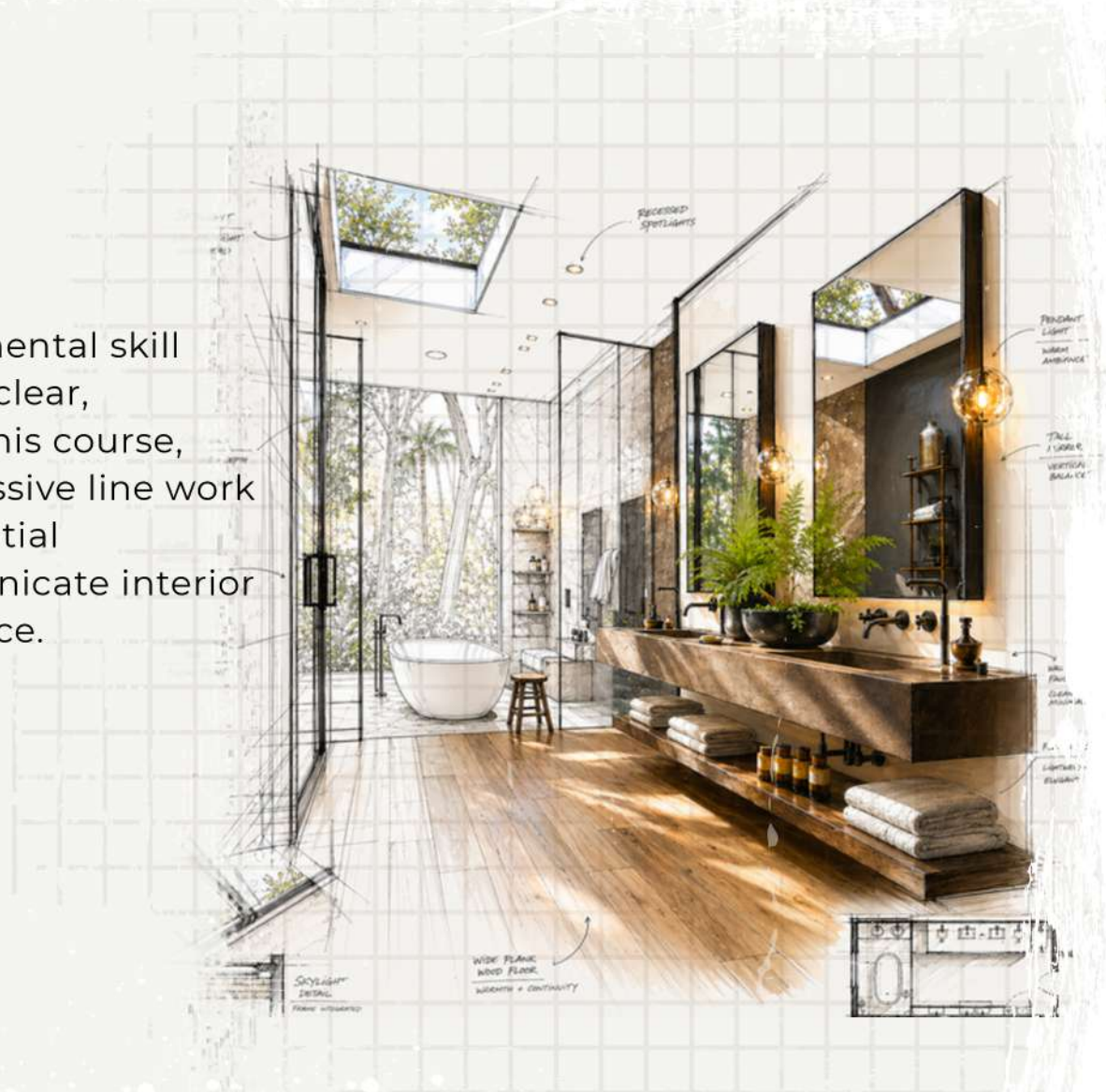
Perspective Guides & Interior Sketching

Perspective guides form the backbone of interior sketching, helping you construct spaces with accurate depth, proportion, and spatial clarity. In this course, you'll learn how to use one-point and two-point perspective grids to confidently sketch interiors, align furniture and architectural elements, and create visually convincing compositions that communicate your design ideas effectively.



Architectural Line Drawing

Architectural line drawing is a fundamental skill that helps translate design ideas into clear, structured visual representations. In this course, you'll learn how to create clean, expressive line work that defines form, proportion, and spatial relationships, enabling you to communicate interior concepts with precision and confidence.



Furniture Sketching – Sofa, Bed, Table, Chair

Furniture sketching focuses on capturing the form, proportion, and character of essential interior elements like sofas, beds, tables, and chairs. In this course, you'll learn how to simplify complex shapes into clean, expressive sketches, helping you quickly visualize and communicate furniture layouts within your interior design concepts.



Doors, Windows & Architectural Details

Understanding doors, windows, and architectural details is essential for adding character and realism to your interior sketches. In this course, you'll learn how to draw and stylize these elements with the right proportions, line weights, and detailing, helping you enhance your designs with depth, context, and a refined architectural language.



BRICK WALL



BOOKSHELF



Decor Elements – Plants, Lamps, Curtains

Decor elements like plants, lamps, and curtains play a key role in bringing warmth, mood, and personality to interior spaces. In this course, you'll learn how to sketch and illustrate these details with the right balance of line work and color, helping you enhance your designs with texture, atmosphere, and a cohesive visual story.



Materials & Textures – Wood, Marble, Fabric, Glass

Understanding materials and textures is key to creating rich and realistic interior illustrations. In this course, you'll learn how to represent surfaces like wood, marble, fabric, and glass through line work, shading, and color techniques, allowing you to convey depth, tactility, and material character effectively in your designs.



Fine Grain Wood



Buri Wood



Reclaimed Wood



Knitted Fabric



Suede



Marble



Concrete



Limestone



Brick



Sandstone



Rusted Metal



Marble



Lighting & Shadow Techniques

Lighting and shadow techniques play a crucial role in enhancing depth, realism, and mood in interior illustrations created in Procreate. By carefully placing light sources and understanding how shadows fall on different surfaces, designers can highlight textures, define spatial relationships, and create a sense of volume within a scene. Techniques such as layering soft and hard shadows, adjusting opacity, and using blending modes help simulate natural or artificial lighting conditions effectively.



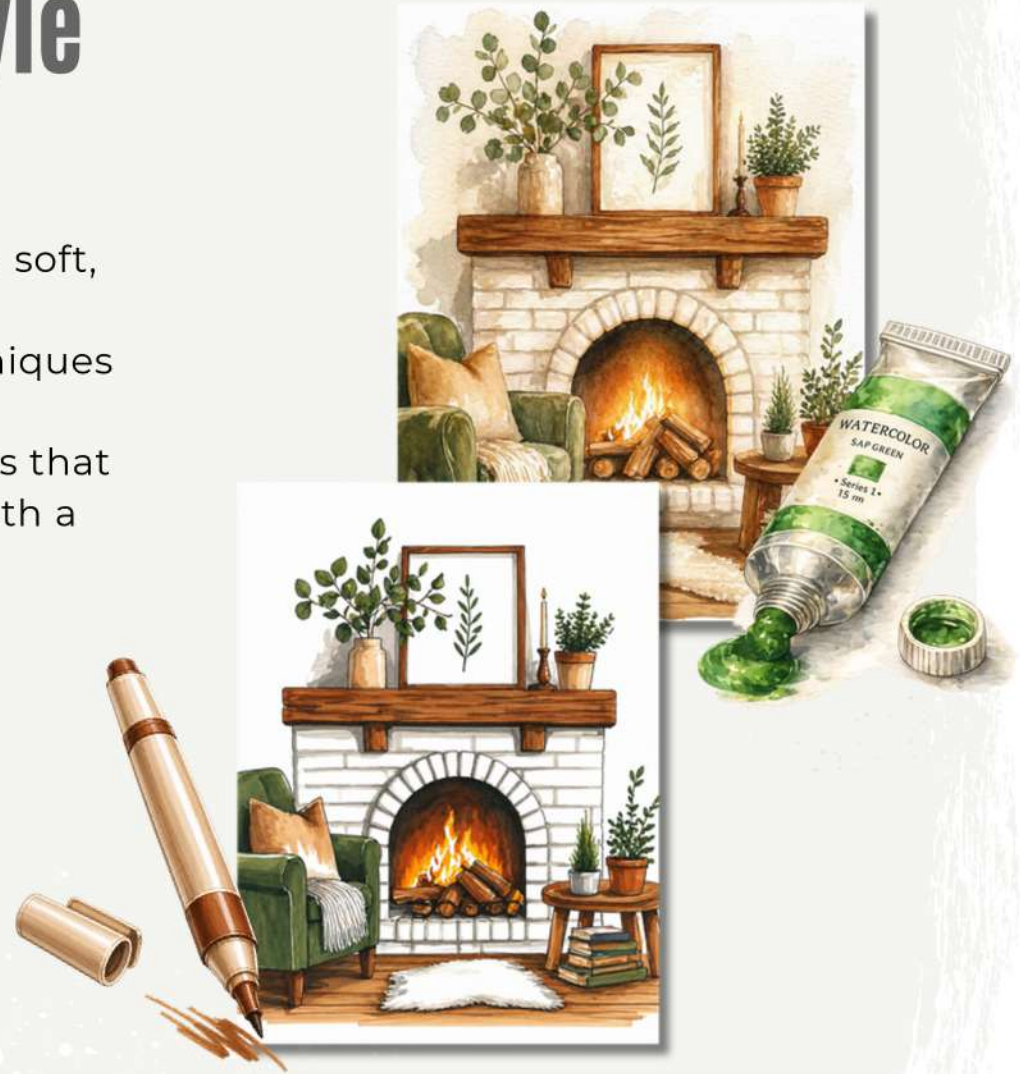
Color Schemes & Mood Boards

Color schemes and mood boards play a vital role in defining the atmosphere and visual direction of any interior design project. In this course, you'll learn how to curate harmonious color palettes and assemble cohesive mood boards that communicate concepts clearly, helping you translate ideas into compelling visual narratives with intention and clarity.



Watercolor & Marker Style Rendering

Watercolor and marker style rendering bring a soft, expressive quality to interior and architectural illustrations. In this course, you'll explore techniques to layer translucent washes, build depth with markers, and create loose yet controlled visuals that capture mood, materiality, and atmosphere with a hand-crafted, artistic touch.



Exterior Architecture & Landscape Sketching

Exterior architecture and landscape sketching focus on capturing the relationship between built spaces and their natural surroundings. In this course, you'll learn to illustrate facades, outdoor environments, and landscape elements with clarity and depth, using expressive lines and layered rendering techniques to convey scale, light, and atmosphere effectively.



Client Presentation & Portfolio Design

Client presentation and portfolio design focus on communicating your ideas clearly and professionally. In this course, you'll learn how to curate drawings, layouts, and visuals into cohesive presentations that highlight your design thinking, ensuring your work is both visually compelling and easy for clients to understand.



Why *Choose* Design Arc Academy

Design Arc Academy stands out for its expert-led live training, hands-on learning approach, and strong focus on real-world skills that help students build professional-quality design work. With certification, session recordings, and dedicated career support, the course ensures you not only learn Procreate effectively but also gain the confidence and opportunities to turn your creativity into a career.



Live Interactive Sessions

Learn directly from industry experts in real-time



Certified Excellence

Receive a prestigious certification upon completion



Session Recordings

Access recordings after every class for review



100% Career Assistance

Get job & internship support to kickstart your journey

Meet ^{the} Mentor

Ishita Sikka

NIF Global/Delhi University

 4 Yrs+ Experience

 91% Positive Feedback



Featured *Student* Testimonial



I was initially hesitant to join the Procreate Interior & Architecture course because it was online, but it turned out to be a great decision. Ishita ma'am was very patient and always ready to clear doubts even beyond class hours. The course is totally worth it and boosted my confidence in digital interior design.

-Akash



I recently joined the Interior Design in Procreate course at Design Arc Academy and had a great experience. The teaching was simple, beginner-friendly, and focused on practical learning. I gained confidence in digital interior sketching and creating room designs. Highly recommended for anyone starting procreate interior & architecture course.

-Vaibhavi



I had a wonderful experience in the Interior Design in Procreate course. The teacher is extremely talented, patient, and explains concepts in a very clear and practical way. I learned many new interior sketching and rendering techniques and gained great confidence in creating digital interior designs. Thank you for such an amazing learning experience.

-Preeti Aggarwal



It was a really great experience learning Interior Design in Procreate online. The faculty is very supportive, and Ishita ma'am is always there to clear our doubts. Recorded lectures are shared after every class, which makes revision easy. Highly recommended. Thank you!

-Shruti Kale



Quality learning and definitely added value to my work also special thanks to the instructor to always be there to help in every detail requirements. Great experience guys!!!

-Sowjanya

Ready to *Visualize* **Your Spaces?**

Enroll today and turn your ideas into stunning digital presentations